



FOLD YOUR OWN FACE CHANGER




- Start with the circles facing up
- Fold along the **red diagonal line** with the circles on the inside
- Open out and repeat along the other **red diagonal line**




- Open out & turn over so that the circles are facing down
- Fold along the **blue vertical lines** so that they meet in the middle with the circles on the outside



- Open out and repeat with the **blue horizontal lines**



- Open out & turn over so that the circles are facing up
- Fold each corner in along the **green diagonal lines** with the circles on the inside



- Open out & turn over so that the circles are facing down
- Bring the **yellow dots** in to meet each other in the centre
- Flatten down to create a square
- Draw your faces, folding over the corners to change the face